



Daylily PIONEER

American Daylily Society Region 1: IOWA / MANITOBA / MINNESOTA / NEBRASKA / NORTH DAKOTA / SOUTH DAKOTA

Volume 22, No. 1 -Spring Edition 2021

2020 Region 1 Honorable Mentions



Via Dolorosa (Emmerich, 2009)



Finish the Race (Emmerich, 2009)

In this issue:

Officer Election Ballot • Garden Judge Information • Seed Starting Information
National Convention Sign Up Form • Hybridizing Tips • Tributes • And More!



THE AMERICAN DAYLILY SOCIETY

www.daylilies.org

National ADS Officers 2020

President

Scott Elliott
658 Edward Smith Road,
Ellabell, GA 31308, USA
(912) 596-7252
president@daylilies.org

Vice President/Director

Debbie Smith
10175 Tom Waller Rd,
Grand Bay, AL 36541, USA
(251) 957-0066
vicepresident@daylilies.org

Chief Financial Officer, Director

Daralee Newkirk
13404 Echo Lake Road,
Snohomish, WA, USA, 98296
(425) 772-2815
cfo@daylilies.org

Administrative Staff 2020

Advertising Sales Manager, Executive Editor, The Daylily Journal

Adele Keohan
40 Bayberry Drive Unit #4,
Sharon, MA 02067, USA
(781) 249-0222
journal@daylilies.org

Membership Manager

Beverly Winkelman
17103 Herridge Road,
Pearland, TX 77584, USA
(832) 567-4706
secretary@daylilies.org
membership@daylilies.org
renewal@daylilies.org

ADS Region 1 Officers 2020

Regional Director ADS Membership Chair

Kris Henning
22163 Spirit Lake Road East
Frederic WI 54837
(715) 431-0249
kristiehenning@gmail.com

Regional President/Youth Liaison/Awards & Honors Chair

Val Hofer
51917 834 Road
Petersburg NE 68652
(402) 843-0349
hoefrv@gmail.com

Regional Secretary

Kris Henning
(See above)

Regional Publicity Director

Steve Horan
3674 Commonwealth Draw
Woodbury MN 55125
(651) 402-4681
Smhoran1@gmail.com

Treasurer

Karol Emmerich
7700 Old Highway 169 Blvd
Jordan MN 55352
(952) 941-9280
kdemmerich@aol.com

Garden Judge Liaison

Phil Fass
1623 Hawthorne Drive
Cedar Falls, IA 50613-5602
(319)-268-0059
pfass@cfu.net

Historian

Kathy Larson
312 West High Street
Marshalltown IA 50158
(641) 752-2264
m.k.larson55@gmail.com

Historic Daylily Garden Liaison

Joan Zettel
230 Crescent Drive
Breckenridge MN 56520
momzettel@hotmail.com
(218)-643-4643

Science and Education Liaison

Mary Baker
7114 South 49th Street
Omaha, NE 68157-2273
(402)-933-1496
maryskbaker@gmail.com

Webmaster

Mary Wickersham
Contact: Val Hofer
(402)-843-0349
hoefrv@gmail.com

Region One Newsletter Editor

The Daylily Pioneer
Sabrina Sumsion
1003 16th Street
Central City, NE 68826
(402) 484-8124
region1editor@gmail.com

ADS Region One Daylily Clubs

Beausejour Daylily Gardens
beausejourdaylilygardens.com
Carol Bender, Coordinator
1st Street North
Beausejour, Manitoba
Canada ROE OCO
(204)268-3950
beaudlg@mts.net

Cedar Valley Iris & Daylily
Society (CVIDS)
http://cvids.org/
Nancy Rash, President
1506 N Marion Avenue
Washington IA 52353
(319) 591-1419
nrash2000@gmail.com

Central Iowa Daylily
Society (CIDS)
http://www.
centrاليowadaylilysociety.com/
Don Lovell, President
3352 275th Street
Marshalltown IA 50158
(641) 691-5070
dmlovell@aol.com

Central North Dakota
Daylily Society (CNDDS)
Lisa Schmidt, President
6024 Pine Avenue
Bismarck ND 58503
(701) 595-3263
LisaSchmidt51@gmail.com

Dakota Prairie Daylily
Society (DPDS)
Le Walls, President
8940 Westview Road
Brookings, SD 57006
(605)-693-4300
leeannwalls@hotmail.com

Daylily Society of
Minnesota (DSM)
http://
daylilysocietyofminnesota.org/
Dory Lidinsky, President
2841 147th Avenue NE
Ham Lake MN 55
(763) 786-1948
dlidinsky@comcast.net

Nebraska Daylily Society
(NDS)
http://www.
nebraskadaylilysociety.com/
Linda Ferguson, President
19615 Pierce Street
Omaha NE 68130
(402) 763-9936
lindamom@cox.net

Note from the editor: Please send all corrections, updates and additions to: region1editor@gmail.com

Contents

Message from Kris Henning, Regional Director.....	2
Message from Val Hoefer, Region 1 President.....	3
Message from Sabrina Sumsion, Daylily Pioneer Editor.....	4
Message from Steve Horan, Region 1 Publicity Director.....	4
Region One Financial Report.....	5
2021 ADS Region One Garden Judges and Instructors.....	7
Update from the Historic and Modern Daylily Display Garden.....	8
Cedar Valley Iris and Daylily Society Report.....	9
Making a Difference by Kathleen Lamb.....	10
Unstoppable by Nancy Rash.....	14
Memories of Region One Summer Meeting 2015.....	16
Iowa Gardens of the Past review by Kathy Larson.....	17
Hybridizing Daylilies Tips & Tricks by Scott Keller.....	18
Winter Seed Starting by Mary Baker.....	22
Daylily Society of Minnesota 2021 Update.....	24
Newbie Corner.....	24
ADS/AHS Region One Director’s Election Ballot.....	25
Pop Poll	26
National Daylily Convention Registration Form.....	27



Above: Karen Schock posing with her introduction Orange Porridge during the 2018 Regional Tour. Image credit to Joan Zettel.

On the front cover: Logo contains Via Dolorosa (Emmerich, 2009). Cover flowers are Vla Dolosa and Finish the Race (Emmerich, 2009). Logo and cover image credits to Karol Emmerich.

On the back cover: The Daylily display garden at Cornell College. Image credit to John Bauer.

Message from Kris Henning, Regional Director



Dear Region 1 friends,

As we continue to weather the Covid-19 storm—and this winter—we are looking towards the good news of spring. We can get out in our gardens and play in the dirt, not wear masks, and see beautiful blooming flowers all around us.

It will be so good to do that! We must also keep in mind the folks who have lost loved ones and the health care workers, emergency personnel, law enforcement and essential workers who have to deal with this pandemic every day.

ADS may not have been able to meet in person this past year, but we have been busy! Committees have scaled back on expenses for the year and are hoping for more revenue to offset the downturn of last year. The online Auction in January infused the budget with a good shot in the arm—no pun intended!

As Membership Chair, I have written two major Action Items this year already, both of which have been approved by the Board, and one of which will be voted upon at the Hattiesburg National Convention this year.

The first item is a re-structuring of the Membership Manager/Executive Secretary position. That has been split into two separate contracts upon recommendation from the Executive Committee to better allocate duties of these jobs. This entails phasing out the current contract and taking applications for the two separate positions. The spring Daylily Journal has more information on that if you wish to apply for one or both positions.

The second item requires a Bylaws change, which will need to be voted upon by the membership. This proposed amendment will change the current calendar-year membership (Jan. 1-Dec. 31) to an annual term (12 months based upon when the member joins). Currently, if a member joins partway during the year, they pay the full \$25 dues which are not pro-rated; they do get back issues of the Journal mailed to them but

they really haven't enjoyed a full year of membership, plus then they have to pay the \$25 again in December for the next year. This has been frustrating for many new members, and we have had numerous complaints and cancellations. The new amendment will have memberships work more like a magazine subscription, going from the first of the month following payment of dues to a full 12 months of membership and getting all four current Journals. Another advantage of this amendment will be to reduce the costs involved in printing and storing hundreds of extra copies of The Daylily Journal as back issues, to reduce the costs and labor involved in sending the back issues to new members, and to reduce the seasonally high work flow involved in having just one Society-wide renewal date. A further benefit of the annual-year memberships for new garden and exhibition judges is also included in this amendment. Because all judges' memberships must be on a calendar-year basis for certification and verification of judging status, newly-certified judges will automatically have their annual-year memberships extended until December 31 of that year, at no cost.

At this point in time, the National Convention in Hattiesburg, MS is still a go. I spoke to the Registrar, and she is encouraged that more people are signing up; I am assuming this is because the vaccines are now being given. If you haven't signed up yet, you can go on the ADS website at www.daylilies.org and find more information under "Events".

This year, even though our Regional summer meeting has been cancelled, Region 1 Garden Judges will still have the opportunity to take Garden Judges Workshop 2 in three locations throughout our Region. This is for those that need the credits to renew their appointments or finish their accreditation to be a new judge. See the information on dates and locations elsewhere in this issue.

My own Daylily Society of Minnesota will not be having its usual Bus Tour this year, but instead, we will be having Open Gardens with all cautionary measures in place. I am looking forward to seeing my friends again there, and hoping next year will be somewhat back to normal. If you have any questions about this Bylaws change, or anything else, contact me at kristiehenning@gmail.com or -715-431-0249. Have a great spring and summer!

Yours truly,
Kris Henning, Region 1 Director

Message from Val Hoefler, Region 1 President



*Hello
Everybody!*

Not many days until Spring and we can all get out in the garden and begin to enjoy the weather and our favorite flower again. We can begin to really start dreaming again. I have

already got my first project figured out; now just waiting for it to get warm.

Region 1 summer Regional in Marshalltown hosted by CIDS has been postponed until 2022 due to the pandemic concerns and having gone through the Derecho. This will give the host gardens enough time to get their gardens cleaned and ready for a great showing the in 2022.

The schedule for Regional has been disrupted so the future schedule is 2023 will be hosted by CVIDS (Cedar Rapids) and 2024 will be hosted by DSM (Minneapolis).

Region 1 will not have a regional for 2 years in a row which means there is no business meeting so I will cover most items that would be on the schedule. Kris Henning will be Chairman of the nomination committee to be filling the Regional President position for 2023-2024. This ballot will be included in the Spring Pioneer of 2022 to enable members to place their ballot and have the opportunity to return it to her in a timely manner before the Regional of 2022.

Regional Officers for the 2021-2022 are listed inside

the front cover. In addition, the head of the Audit Committee is Jackie Westhoff.

I want to express how grateful I am for the newcomers on this list stepping up for the Region to help make it run smoothly. They are truly valued members of the Region.

Mary Baker has done a great job organizing Garden Judges Workshops for this summer to enable everyone that needs to attend a class has the opportunity to attend one close by. For more information on those classes, please see page 18.

Remember to vote this summer in the Popularity Poll and return these votes to Steve Horan before Sept. 1. Hopefully you will be able to visit local gardens and get a chance to see what is on the list which will be made available to you through mail or email.

As the days start to get longer let's make plans for the gardening season and get those projects done. Let's get inspired

Val Hoefler
President



Swallowtail Butterfly in the Wiese garden on the 2018 Regional Tour in Bismarck/Mandan.
Photo taken by Joan Zettel

Message from Sabrina Sumsion, Daylily Pioneer Editor



I just love the spring air.

After a cold winter, the warm, humid air is most welcome! My plants are bursting out of the ground. My early bloomers are showing off their stunning colors against the dark earth. I am eager for July when I'll greet the familiar faces of my daylilies as well as meet the new ones that I've grown from seed. I tell people that I get to meet my first grandlilies this year and I get lots of strange looks. Many of you have already experienced the joy of meeting the first new face you helped create and understand my anticipation.

Thank you all for your patience as I figure out all of the ins and outs of creating this newsletter for you all. I deeply appreciate all of you who send me pictures and articles to include. I am learning so much and I have a long list of gardens I want to visit one day.

The fall issue seems far away, but through out the daylily season, feel free to send pictures if you're thrilled with the way a bloom opened or the color pattern you caught. Send me random thoughts as you're gardening. If you found an article that was helpful in your gardening, please send it my way. This newsletter is possible because of the contributions of all of you!

Message from Steve Horan, Region 1 Publicity Director



I have been doing this column for over ten years now

and I sometimes wonder what more there is to say. Then we have a year in 2020 that was like no other. Pandemic times have been tragic for some, sad for others, and has left an impression with all of us. And yet, there are things in our lives which give us hope. For many, I expect our gardens and love of gardening is one of these elixirs.

Many of us sacrificed connections with family and friends in 2020. And yet, I found it interesting that last summer I had several people who expressed a desire to come to the garden and socialize in an outdoor setting. I had people reach out through Facebook. Daylily, daffodil, and peony club members came to visit. Golf league members came to visit. We are a resilient people and will make do with what we are given in our lives.

Let us all hope that 2021 represents a slow but sure path back to normal. If you are able, let us get in the garden and enjoy our favorite flower, the daylily, even more in 2021. As a member of the AHS, do what you can to visit gardens and size up your favorite flowers and vote your Popularity Poll ballot. A ballot is included in this issue for your convenience.

Once again, the Regional event for Region One is cancelled this summer, but you can vote your ballots online or by sending in the postal mail to my address in Minnesota. Either method allows you to vote for flowers on the ballot or your own write-ins. It has never been easier. Give it a try. You will be glad you did.

So be well, be safe, and vote your favorite daylilies in the AHS Popularity Poll. Take care until next we can gather in one another's gardens. In the meantime, happy gardening!

Regional Meeting Announcement

Note from the editor:

Due to the COVID pandemic as well as the el derecho that tore its way through Iowa, the 2021 regional meeting has been cancelled.

Region One Financial Report

December 31, 2020

Total Amount Checking/Savings Accounts – January 1, 2020 \$31,002

Income:

Auction	\$0
Contribution from regional meeting (\$5 per attendee)	\$0
Donations	\$200
Postage refund from AHS	\$0
Miscellaneous	\$0

Total Income: \$200

Expenses:

Postage and printing – Pioneer	\$556
Editor stipend	\$750
Miscellaneous	\$63
Travel reimbursement	\$0

Total Expenses: \$ 1,369

Net Loss (Change in Assets) \$(1,169)

Total Amount Checking/Savings Accounts – December 31, 2020 \$29,833

With the exception of certain mailing expenses related to the newsletter, the Region receives no income from the AHS, and the Region is not allowed to charge dues. All income for Region One comes from regional auctions and fees, plus donations from clubs and individuals.

Once Bitten Twice Shy

Miss Piggy

Sweet Prairie Wind




Image credits to Joan Zettel

The Daylily Pioneer

Volume 21. No. 2

Fall 2020

The Daylily Pioneer is the newsletter of The American Daylily Society (ADS) Region One. ADS is a non-profit educational and scientific organization dedicated to promote, encourage, and foster the development of the genus *Hemerocallis*, commonly known as the daylily. Region One comprises Iowa, Manitoba (Canada), Minnesota, Nebraska, North Dakota, and South Dakota.

Information is presented herein as a service to members and is not necessarily endorsed by ADS or by the editor. Rights to material published in this newsletter remain with the author; to reprint or otherwise reproduce material, please obtain permission from the author.

ADS Region One members receive The Daylily Pioneer as part of their membership in ADS, with no additional dues assessed. Currently, Region One publishes two issues per year, a printed issue for Spring/Summer and a digital issue for Fall/Winter (subject to change as needed).

Non-Region-One subscriptions are available for \$18 per year. To subscribe, send a check payable to ADS Region One to:

Karol Emmerich, Region One Treasurer
7700 Old Highway 169 Blvd
Jordan MN 55352-3500

Submission Guidelines

The Daylily Pioneer is published for the benefit of ADS Region One members. As such, the focus is on regional members, hybridizers, and activities.

The Editor encourages submissions. All contributions are subject to editing for length or size, grammar, and clarity.

Digital images may be used for both electronic and print media and should be of high quality and resolution. Please contact the editor for more information.

Send articles and photographs by email to region1editor@gmail.com

Or send submissions by U.S. Mail to:

Sabrina Sumsion, Editor
ADS Region One Daylily Pioneer
1003 16th Street
Central City, NE 68826

Deadline for the Fall issue of The Daylily Pioneer is September 1.

2021 Garden Judges Workshop 2 Schedule

by Mary Baker, past ADS Region One Garden Judges Liaison and Phil Fass, current ADS Region One Garden Judges Liaison

Because of the Covid-19 pandemic and the derecho that severely damaged many Iowa gardens, the 2021 American Daylily Society (ADS) Region One Meeting has been canceled. For the convenience of our Garden Judges and those who want to become new Garden Judges, ADS Region One will offer Garden Judges Workshop 2 (GJW2) at three different locations during daylily bloom season in July 2021. Restroom facilities will be provided. We ask that you follow COVID-19 protocols for social distancing and wear masks. Garden Judges Workshop 2 is scheduled on the following dates in the following gardens:

- The Central Iowa Daylily Society (CIDS) will offer GJW2 on Sunday July 11 at 9 a.m. in Parkersburg, Iowa at Prairie Wind Gardens. Please contact the Chair and Lead Instructor Phil Fass at pfass@cfu.net if you plan to attend.
- The Nebraska Daylily Society (NDS) will offer GJW2 on Sunday July 11 at 9 a.m. in Omaha, Nebraska at Mary Baker's Garden. Please contact the Chair and Lead Instructor Mary Baker at maryskbaker@gmail.com or call Mary at 402-933-1496 if you plan to attend. Cold bottled water will be provided. Mary will host an open garden from noon until 2 p.m. following GJW2.
- The Daylily Society of Minnesota (DSM) will offer GJW2 on Saturday, July 31 at 10 a.m. in Woodbury, Minnesota at Steve Horan's garden. Chair is Kris Henning and the Lead Instructor is Steve Horan. Please contact Kris Henning at kristiehenning@gmail.com if you plan to attend.

Cost is \$5 to take GJW2 for credit and \$3 to audit GJW2. Go to the ADS Membership Portal Online Store for a free download of the latest edition (currently 2019) of *Judging Daylilies in the Garden*. Be sure to read and review it prior to attending GJW2. GJW2 taken during years three through five will count

toward renewal of your term (if your current GJ term expires in 2021, 2022, or in 2023.) Garden Judges, please consider taking GJW2 in summer 2021 if you are in years three through five of your current Garden Judge.

All Garden Judges with terms expiring in 2020 received an automatic one-year extension of their Garden Judge terms. So if your Garden Judge term expires in 2020, you must take GJW2 in 2021 to renew unless you already took GJW2 during 2018 (year 3 of your term) or 2019 (year 4 of your term).

ADS Region One members who wish to become a new GJ are welcome to attend. You must be an ADS member for 12 consecutive months to begin training; to become a GJ, you must be an ADS member in good standing for 24 continuous months.

ADS periodically offers Garden Judges Workshop 1 (GJW1) online and publicizes when it is available. ADS Region One GJs who are in year five of their first five-year term (or in any year of a subsequent term) are welcome to assist with Garden Judges Workshop 2 instruction to become a new Garden Judge Instructor (GJ Instructor). If you want to become a new GJ Instructor, please contact the Chair of the GJW2 you plan to attend (Phil Fass, Mary Baker, or Kris Henning).

ADS Region One members attending the 2021 ADS National Convention in Hattiesburg, Mississippi can also:

- Take GJW1 from 1 p.m. to 4 p.m. on Thursday, May 20 during the 2021 ADS National Convention to become a new GJ.
- Take GJW2 2 from 9 a.m. to noon on Thursday, May 20 during the 2021 ADS National Convention to renew if your current GJ term expires in 2021, 2022, or 2023 or to become a new GJ. All Garden Judges must vote the 2021 ADS Awards & Honors ballot (see the 2021 Awards & Honors Ballot when available in 2021 for voting instructions).

ADS Region One 2021 Garden Judges Report

ADS Region One membership is 203 as of March 1, 2021 (a decrease of six members since last year's regional membership count of 209).

A region's maximum number of Garden Judges (GJs) is 20% of its annual membership, so Region One can have a maximum of 41 GJs in 2021. Our region currently has 34 GJs, so we can add up to seven new GJs. Nine of our GJs are Garden Judge Instructors (GJ Instructors).

ADS Region One had 36 GJs in 2020. In 2021 we lost one GJ due to not voting the ADS Awards & Honors ballot for consecutive years, and lost another GJ due to death.

It is very important for existing Garden Judges to 1) pay their ADS dues on time and 2) vote the annual ADS Awards & Honors ballot by the deadline (either by snail mail or online). The 2021 ADS Awards & Honors ballot postmark/online voting deadline is September 1, 2021. Per ADS President Scott Elliott, even if you did not visit any gardens in 2021 due to the Covid-19 pandemic, it is still important to vote your ballot—even if it is blank.

We need more GJs to represent our region, for more northern votes on the annual AHS Awards & Honors Ballot. Consider taking Garden Judges Workshops 1 and 2 for credit to become a new GJ. Students can take the workshops in any order.

--Phil Fass, ADS Region One Garden Judges Liaison

--Mary Baker, past ADS Region One Garden Judges Liaison



2021 ADS Region One Garden Judges and Instructors

Last Name	First Name	Expiration
	Aughenbaugh	Vicky 2021
I	Baker	Mary 2023
I	Billadeau	Kyle 2023
I	Bremers	Doug 2026
	Bremers	Jacqueline 2021
	Deemer	Deborah 2023
I	Emmerich	Karol 2021
I**	Fass	Philip 2021
	Ferguson	Linda 2021
	Grossmann	Michael 2021
	Haag	Janet 2026
	Henning	Kristie 2023
	Hoefler	Val 2021
I	Horan	Steve 2024
	Kahnk	Rita 2025
	Keller	Scott 2023
	Kramer	Sue 2022
I	Lamb	Kathleen 2021
	Larson	Kathy 2021
	Lick	Kathy 2021
	Lidinsky	Dorothea 2021
	Lidinsky	William 2021
I	Lovell	Don 2021
	McIntosh	Phyllis 2025
	Nordstrom	Kathleen 2021
	Potts	Carlene 2023
	Rash	Selwyn 2024
I	Ripley	Nan 2024
	Schmidt	Lisa 2024
	Steele	Donna 2021
	Steffenhagen	Jolly 2021
	Stoll	Barrett 2021
	Whiteaker	Barry 2021
	Zettel	Joan 2023

** = Garden Judges Liaison

I = Instructor

20XX = Expiration date

Update from the Historic and Modern Daylily Display Garden by Joan Zettel



NDSU Modern Display Garden. *SISTER OF MINE* (Nan Ripley 2009) in the foreground.

Greetings from the beautiful Historic and Modern Daylily Display Gardens located on the NDSU campus in Fargo, ND. So many of you have been generous with this fabulous garden over the years, and I wanted to thank all of you for your generosity! If you're ever downsizing your daylily gardens, or if you receive gift plants that you don't have room for, please keep donating to the display garden in mind. If you get in contact with me, we can work out the details of getting plants to NDSU. I have reasons to travel to the Twin Cities, to Grand Forks and to western North Dakota. We also have relatives in Iowa who travel this direction. Hopefully, in 2021 we will be able to have a Regional Meeting! You can access the current NDSU daylily cultivar list to see what we already have at <https://www.ag.ndsu.edu/plantsciences/research/gardens/daylily-cultivars>. It is updated yearly, usually in November. Or, if it is easier, just send me a list of what you have, and I will check for you.

In the growing season of 2020 we were able to add 115 daylilies to our collection! 22 historic daylilies were donated, 49 historic daylilies were purchased from Dan Bachman's sale at great prices.

Our Modern Daylily Display Garden was able to add 28 daylilies from donations, and 16 from purchases. We are very excited and grateful for these donations!

Guidelines for Establishing a Region One Hybridizer's Bed at NDSU's Historic Daylily Display Garden

Donors will pay all plant shipping expenses to send daylilies to NDSU. NDSU will not reimburse any shipping expenses.

NDSU staff will plant, label, and maintain all plants.

NDSU is a 501(c)(3) organization and will provide a written donor acknowledgment letter upon request if donors need it for income tax return documentation.

Hybridizers will include information for the label including plant name or seedling number, year of registration, hybridizer's name, and indicate whether the daylily is diploid or tetraploid. Please also include scape height for each daylily. Label format will be consistent with those currently used in the beds.

All plants will go into the circular bed directly south of the current Lenington All America Bed. Daylily scape height will determine plant placement.

NDSU will not be held liable for any damage to any plants.

When plants are divided, excess divisions will not be returned to the hybridizer.

NDSU cannot sell plants. The student-run Horticulture and Forestry Club conducts plant sales as a fundraiser and has sold daylilies from the collection in the past. Please provide written permission for the club to sell any divisions from plants. No excess divisions will be sold without the hybridizer's written permission.

NDSU retains the right to dissolve the bed at any time due to unforeseen circumstances. NDSU will contact hybridizers if this happens.



Before shipping plants, please contact Barbara Laschkewitsch at:	es NDSU Dept. 7670 PO Box 6050 Fargo ND 58108-6050
NDSU Dept. of Plant Sciences Loftsgard Hall 166 Fargo ND 58108 Phone: 701-231-7484	Shipping address to send plants by FedEx, UPS, or another carrier service: Barbara Laschkewitsch NDSU Department of Plant Sciences Loftsgard Hall 166 Fargo ND 58102
Shipping address to send plants by USPS is:	Barbara Laschkewitsch Department of Plant Scienc-

Cedar Valley Iris and Daylily Society Report Nancy Rash, President 2019-2020

The Cedar Valley Iris and Daylily Society has not held a face-to-face meeting since February 2020. Our Open Gardens in July of 2020 were well received and well attended by members eager to see each other and to see their gardens. At a December 2020 Board Meeting via Zoom it was accepted that Nancy Rash would continue to keep CVIDS members engaged with the monthly newsletter and scheduled Zoom presentations as possible. Our first Zoom presentation was February 18, 2021 with 43 members participating. Members were so excited to see each other on Zoom and to use technology to get us together again. Harvey Buchite from Hidden Springs Flower Farm at Spring Grove, MN was our speaker. We were educated with the basics needed for growing and selecting peonies as well as shown gorgeous photos of peonies grown by Harvey and his wife. Peonies was an excellent topic for our daylily group as peonies bloom mostly in-between the iris and daylily seasons. This contributes to the “all summer bloom” that we so much appreciate. We will continue monthly Zoom presentations until it is possible to meet again. One issue is that facilities are not open to groups of our size.

The decision was made to not purchase “Club Plants” to be distributed May 2021. It was a painful and disappointing decision but we have a strategy in place to resume the “Club Plant” distribution process again starting in May 2022 so wish us well. The members always look forward to receiving a daylily that was selected as a new introduction and suitable for our growing conditions. CVIDS members will now have an additional year to grow and evaluate their club plant and report back on the growth and bloom habits of the daylily they selected as a club plant.

COVID-19 cancelled our meetings and events but the physical damage from the August 10, 2020 derecho was heartbreaking. Lyle and I traveled to the homes of members to see the damage that occurred. There was car and truck damage and loss of power and damage to homes of members. Some members with beautiful hosta shade gardens will now have sunny areas that will need to be re-eval-



Tree damage at the home of Dave and Sue Kramer. Hybridization flags are hidden in the downed limbs.
Image Credit to Lyle Moen.

uated. The decisions to trim or save a tree were numerous and held major impact. Members will have a lifetime supply of firewood. The trees that were lost cannot be replaced immediately. Sadly, some folks lost 100+ year old trees. The loss has emotional impact as well. There will continue to be clean-up and replanting and re-evaluation of home landscaping plans. We expect to always be changing our gardens but this was unexpected and to a degree that we could not have anticipated. In response to the tree damage that occurred last August, members Bob Towler and Dave Kramer will present some important information on trees at the March 2021 Zoom presentation. It is always a joy to have members step up and share their expertise with the CVIDS membership.



Tree clean up started at the home of Jackie Westhoff. Hostas are now exposed to the mid-day sun.
Image credit to Lyle Moen

MAKING A DIFFERENCE—REGION 1'S MARY BAKER

By Kathleen Lamb (Minnesota)



approached her during an NDS meeting and asked Mary, on behalf of the Region 1 Nominating Committee, to accept nomination as candidate for Regional Vice President (RVP; this position has been re-named Regional President, or RP). Jim Bernt (NE) and Don Lovell (IA) also served on that year's Nominating Committee. Phyllis thought Mary would be a good fit, plus she said it was Nebraska's turn to supply a candidate. Phyllis might have downplayed the duties of RVP a little bit! But after consideration, Mary accepted and was duly elected during that summer's Business Meeting in Iowa City (IA) for her term beginning January 2000. Mary would serve as Region 1 RVP from January 1, 2000, through December 31, 2004 (including a fifth emergency year after two regular terms).

Thus began Mary's two-plus decades of making a difference.

Who is Mary Baker?

Mary Baker could never have predicted where her love of daylilies would lead! An Omaha native who started gardening as a child, she started collecting daylilies in the 1980s and fell in love with them. As her collection grew, she began to hybridize, and in 1993, she joined The American Hemerocallis Society (AHS)— now known as The American Daylily Society (ADS) and later became a Life Member. She joined Nebraska Daylily Society (NDS) soon after.

Making a difference

Mary has worn many hats ever since. What began as the discovery of a colorful, easy-to-maintain perennial for her challenging landscape turned into more than two decades of connecting with daylily aficionados in AHS Region 1 and beyond. Her accomplishments leave a lasting legacy for Region 1 members to enjoy now and into the future.

Region 1 RVP

Mary was a little surprised when Phyllis Salyards

On-the-Job Training

An important part of the job of RVP was to attend ADS National Conventions. Unlike the Knoxville Convention, which Mary had attended as a "civilian" in 1995, these were not just fun and garden tours. She attended officer meetings, including RVP/Regional Officers Liaison meetings, Regional Officers Forums, and the Regional Officers Business Meetings, always keeping the needs of Region 1 in mind. Beth Crochet (AHS Vice President/Regional Officers Liaison and Region 13 Director) singled out Mary for her attentiveness and had Mary take official minutes for several of those meetings.

Mary connected with experienced leaders and learned more about the job she had taken on. She dug into ADS By-Laws, Regional Officer Guidelines, ADS protocol, and ADS traditions. When Mary came home to Region 1, she was ready to act.

New Beginnings

One hallmark of Mary's leadership was the way she reached out across the region to build a strong

team of officers and liaisons. From the outset, in addition to having fellow NDS member Neal Pohlman as secretary, she tapped Minnesota members Gary Schaben for Regional Publicity Director (RPD), John Becker as Webmaster (a Minnesota member who worked remotely while a student at North Dakota State University), and me (Kathy Lamb) as newsletter editor, with Jean Hecht of Iowa as Treasurer. During her first term as RVP, her liaisons included Iowa members Don Lovell and Kathy Larson, Ron Jennings of South Dakota, and Larry Harder of Nebraska. Mary would continue to shape her team over time to include liaisons from every state in the region plus Manitoba, Canada.

One of Mary's goals was "...to be a cheerleader and promoter for Region 1." She went to work setting up team meetings, where her officers and liaisons exchanged ideas and brainstormed together. At one session, Lynn Stoll, the previous RVP, suggested the motto, "Where it all began," based on the founding of AHS in Shenandoah, Iowa. From there, Gary Schaben suggested the newsletter name, *The Daylily Pioneer*. The goal was to use *The Daylily Pioneer* to reach out to Region 1 members, to encourage participation in events, to share enthusiasm and knowledge, and to promote "all things daylily" in Region 1.

Mary's first year as RVP was intense. Besides learning about her role as RVP, she was busy finding volunteer liaisons and setting course for the region. She also received her first appointment as an AHS Garden Judge in 2000, which she has maintained ever since.

Region 1 Financial Stability

In reviewing records, Mary saw that the region's treasury was quite depleted. She solicited ideas from her team for raising funds to cover costs for an enhanced newsletter, *The Daylily Pioneer*. An Auction-by-Mail in June 2000, conducted by Don Lovell and John Becker with generous member donations, raised almost \$1,800 to support the newsletter. Other supplemental auctions took place in future years.

In 2003, as regional finances continued to struggle, Mary launched the AHS Region 1 Cookbook project.

She solicited recipes. Contributions poured in from across the U.S. and Canada—and beyond! Cookbook readers will find many familiar names among the recipes—an example of the many connections Mary made as a daylily collector, hybridizer, and RVP. Using the publisher's software, Mary entered every recipe herself, even taking time off work to complete the job. The cookbook was popular and sold out, netting close to \$1,000 for Region 1.

Following that effort, Mary proposed the addition of a small surcharge to Summer Regional Meeting registration fees, which was approved by members. Having a steady source of income eased the crunch.

Mary's efforts signaled the need for resources, and she breathed a bit easier when an anonymous donation helped stabilize Region 1 finances.

On the Job

Mary was determined to stay on top of her RVP duties while continuing to work at her regular job. To that end, she developed a calendar with a schedule of deadlines to keep track of details. Future RVPs/RPs have appreciated having the calendar as a resource.

When the ADS Region 1 By-Laws needed revision in 2002, Mary brought them up to date and presented them for approval by the members, with another change in 2003.

She also served as our region's Awards and Honors Liaison and worked as a writer and as a copy editor for *The Daylily Pioneer* newsletter.

As RVP, Mary received member applications for ADS Daylily Display Gardens. The applicants' gardens needed to be inspected and approved before being submitted to ADS. Mary traveled from one end of the region to the other to do inspections, including a trip to Winnipeg, Canada! To make the process more efficient, she enlisted the help of Region 1 officers and liaisons to help with inspections.

Mary strived to honor efforts by other members who contribute so much to the region. She resurrected the Region 1 VEEP Scroll, which is given to



2007 AHS National Convention left: Rita Schaben (Convention Chair) center: Kathleen Lambr (Co-Chair); right: Mary Baker (Co-Chair) is on the right Image credit to Mike Lamb.

one member each year in recognition of special assistance to the RVP/RP. Mary also encouraged nominations for the ADS Regional Service Award, a special honor for hard-working Region 1 members.

Convention Time!

While attending meetings at the 2000 Convention, Mary was told that it was past time for Region 1 to host a National AHS Convention, as the region hadn't hosted one since 1991. Mary brought the idea back to Region 1 and to the Hemerocallis Society of Minnesota (HSM).

After the HSM Board and membership unanimously agreed to host, Mary accepted the position as co-chair of the 2007 AHS National Convention—along with Rita Schaben (MN) and Kathy Lamb (MN)—with the stipulation that Region 1 would share in the proceeds if the Convention did well enough to cover expenses. It was unusual to have a region and a club co-host a national Convention, but Mary helped make it work. The result was the 2007 ADS National Convention, co-hosted by ADS Region 1 and HSM, headquartered at the Sheraton Bloomington Hotel in the Minneapolis area. And it was truly a joint effort.

Mary conducted early organizational meetings, where she urged volunteers to join the effort and sought input. Kris Henning (MN) suggested we update our motto for the theme: “Where the FUN began!” And we were on our way!

Many members stepped up, and as we put together our committees, Mary developed an org chart to help keep track of volunteers and their tasks.

Mary took on many Convention tasks. She solicited and tracked guest plants from hybridizers throughout ADS; she solicited enough bus plants so attendees received one for each tour day from donations by Region 1 hybridizers and growers; she organized the Exhibition Judges Clinics, which ADS required; she donned her Garden Judges hat to chair Garden Judges Workshops 1 and 2 during the Convention; and she reached out for volunteers among Region 1 members.

The effort paid off! The 2007 ADS National Convention was a success, including the auction. Region 1 netted enough funds to cover expenses and provide a comfortable cushion for years to come.

NDSU Gardens

When asked what she feels is her biggest accomplishment, Mary doesn't hesitate. It is the rescue of the daylily, iris, AAS, and other display gardens at North Dakota State University-Fargo (NDSU) from demolition.

In 2002, Mary received an SOS from Bryce Farnsworth about the impending destruction of the NDSU gardens. Mary jumped into action. Mary, Bryce, Karen Schock (then-President of the Central North Dakota Daylily Society), and Janice Dehod (then-President of the Canadian Prairie Daylily Society, Winnipeg, Manitoba) met with NDSU President Dr. Joseph A. Chapman to plead for preservation of the gardens. Not only did NDSU keep the gardens, they upgraded the site and created an expansive botanical garden to showcase the daylily collections along with other horticultural displays.

Groundbreaking for the new NDSU Arboretum and Historical Daylily Display Garden took place in October 2003, and a Dedication followed in October 2004. Mary served as the Historic Daylily Garden Liaison from 1/1/2005 through 12/31/2019. (Articles about the NDSU gardens have appeared in previous issues of *The Daylily Pioneer*.)

Garden Judging

After Mary became a Garden Judge in 2000, she became a Garden Judge Instructor in 2004. She has continued working with Garden Judging ever since. For years, she has encouraged other Region 1 members to attend workshops and add their names to the Garden Judge roster as a way to give Region 1 a stronger voice in AHS awards and honors.

After her RVP stint ended, Mary served as ADS Region 1 Garden Judges Liaison from 2011 through 2020. Because of her dedication, Region 1 added a number of Garden Judges, keeping Region 1's representation strong. She organized, chaired, and taught Garden Judges workshops at the 2007 and 2013 ADS National Conventions in Minnesota, and she chaired and conducted many other workshops at the regional and club levels. Even when she wasn't on site to chair and/or instruct, she provided support to help facilitate workshops. After 10 years, Mary passed the Garden Judges Liaison torch to Phil Fass (IA).

And there's more

Along with all of this, Mary had her garden on tour in 2002 and had an open garden in 2019 for ADS Region One Summer Meetings in Omaha (NE). For the 2019 Summer Meeting, Mary started the Region 1 Blog as Publicity Chair and continues to serve as the blog administrator.

At the national level, Mary served on numerous ADS committees, including Garden Judges Records Committee (1/1/2011-12/30/2020); Registration Image Collection Subcommittee (1/1/2017-12/31/2019); Publicity and Media Relations Committee (1/1/2007-12/31/2010); Awards and Honors Committee (1/1/2004-12/31/2008); Finance Committee (1/1/2006-12/31/2008); and History Committee—Historical Gardens Subcommittee Chair (2006). She also served as ADS Daylily E-News copy editor (1/1/2009-6/30/2011).

Awards

Mary wrote several award-winning articles for the Region 1 newsletter. Before becoming RVP, Mary won the AHS Newsletter Award for the Best Gar-

den Write-up: "Four Fabulous Gardens in North and South Carolina" (AHS Region One newsletter, fall 1995).

In 2001, while RVP, Mary won for Best Article on a Hybridizer: "Conversations with Hybridizers—Oscie B. Whatley" (ADS Region One Daylily Pioneer newsletter, fall/winter 2001).

In 2002, still while RVP, she won for Best Article Demonstrating an Aspect of Daylily Gardening: "Fillers, Spillers, and Thrillers—Carefree Companions to Know and Grow" (ADS Region One Daylily Pioneer newsletter, spring/summer 2002).

In recognition of outstanding service, Mary received the ADS Region 1 Service Award in 2006



Mary Baker's new back steps. Image credit to Mike Lamb

and the Region 1 VEEP Scroll in 2009.

What's Next?

Due to health concerns, Mary's future travel will be limited. Her dedication to Region 1 and her love for daylilies continue. She has had recent breakthroughs in hybridizing and is looking forward to devoting more attention to her program.

Through the years, Mary has touched on many lives with her kindness and generosity. She still loves the beauty of daylilies, and she treasures the friendships she has made along the way.

Making a difference—Mary Baker showed the way!

Unstoppable by Nancy Rash, President, Cedar Valley Iris and Daylily Society

The Cedar Valley Iris and Daylily Society

was scheduled to host the 2020 Region One Summer Meeting in Cedar Rapids, Iowa. Due to the COVID-19 pandemic, the decision was made to cancel the summer meeting and all the tour gardens and open gardens. One of the scheduled Open Gardens was at Cornell College in Mount Vernon, Iowa. Many members of the Cedar Valley Iris and Daylily Society did host Open Gardens during July 2020.

Cornell College was established in 1853 on a beautiful hilltop overlooking the city of Mount Vernon, Iowa. It is one of two colleges where students study only one course at a time. Along with many homes in the area, Cornell's entire campus is a National Historic District. Many graduates donate to their alma mater but not everyone is able to give a financial gift. As a 1958 graduate of Cornell College, Gary Oster wanted to give back and decided to donate a collection of daylilies from his garden. In 2015

the circular drive going up to the Commons was chosen, and now 250 registered daylilies are most visible as you drive by on the Old Lincoln Highway.



Photo of Gary Oster at Open Garden 2020
Photo by Lyle Moen

Other beds have also expanded over the campus. While looking at his own hybridized seedlings, Gary noticed a purple flower edged in white. He appropriately and proudly named it "Cornell Greater Be Thy Name" for Cornell's colors and Cornell's school song.

Gary's Unstoppable Gold

Gary Oster from Lowden, Iowa is a 13-year member of the Cedar Valley Iris and Daylily Society. His passion for daylilies started long before joining COVIDS. In 1973 his mom came home from a garden tour and insisted he go see the daylily garden of Pearl Jacobson. He went to see her garden and was hooked on

daylilies and became the best of friends with Pearl. In her 80's, Pearl was suddenly forced to move and offered daylilies to Gary if he would come by and help her dig daylilies from her garden to move with her. Pearl took 20 daylily plants with her and Gary

took home 44 daylilies for his own garden.

Pearl taught Gary how to hybridize daylilies and his first attempt is the only daylily registered by Gary. The daylily was named, "Gary's Unstoppable Gold", by fellow CVIDS member the late Jack Jones. The staff at Cornell College have multiplied enough of Gary's Unstoppable Gold to use it at the base of signage on campus. What a tribute to the beauty and pop of color from the daylily.

Gary tells how joining CVIDS in 2008 furthered his interest in daylilies and enhanced his life with many friends and knowledge. Gary's mom still enjoyed walking through the daylily garden when she died in 2014 at the age of 101. In the winter of 2015, Gary moved to his present home and waited until spring to move over 500 daylily plants including his seedlings. That spring, with the help of family and friends, all the daylilies were moved in one day. It took two days to plant them in their new locations.

Gary loves to share his daylilies with others and hosts an annual daylily open garden that is usually around the date of his birthday, July 12. On July 12, 2021, Gary will be 85 and shared that he thought 2020 was going to be his last open garden. Fortu-

nately for all of us, Gary is planning an open house for July 2021. In past years, CVIDS members Ginger Pruess and Barb McCreight, also from Lowden, host an open garden the same day for a daylily trifecta! My husband Lyle Moen and I travelled to Lowden July 12, 2020 to see all three gardens. Each garden is beautiful and unique. We were impressed with how Gary squeezed hundreds of daylilies

into the available space. The daylilies were at the peak of bloom. Gary's family was there to celebrate Gary's birthday. It is important to note that Ginger was away taking care of her mom the week before the open garden and Gary was able to help prepare Ginger's garden for the visitors. That is a faithful friend. In talking with Gary, I found out the three (Gary, Barb and Ginger) are in daily contact throughout the year.

I want to thank Gary for providing the information and for the phone calls to supply additional details to complete the story. I appreciate Gary making the contact with the college to provide the photo of the beautiful daylily display garden at Cornell College.



Gary's Unstoppable Gold arranged for display at the 2012 Region One Summer Meeting hosted by CVIDS in Cedar Rapids, IA. Photo by Lyle Moen

Editor's Note: The daylily display garden photo referenced is the back cover of this newsletter.

Memories of Region One Summer Meeting 2015 by Nancy Rash



Nancy Rash and Peggy Rash-Daniels at the 2015 Region 1 Summer Meeting
Image Credit to Kieth Riewerts

I was excited to register for the 2015 Region One Summer Meeting, *Dancing with Daylilies*, hosted by the Central Iowa Daylily Society. I grew up in Central Iowa and my sister Peggy lived close by so I convinced her to also register for the meeting. We didn't have many opportunities to have fun outings together so we were looking forward to the time together at a flower event! We were seated for dinner with Pete and Pat Connolly from the Cedar Valley Iris and Daylily Society and we soon found that they knew folks from our home town. It is a small world. I had met Pete and Pat but was so happy for the opportunity to get to know them better.

The first night there was an auction. I had seen my sister in action at a household auction (she even bid against our mom) but I was not prepared for the enthusiasm she would display at the fund raiser auction held by CIDS. She was a landscape architect but had not been exposed to the beautiful and unique daylilies that had been donated and prepared for auction. She would ooh and aah at most every daylily! I think she bought 5 or 6 daylilies at the auction. She truly selected some beautiful daylilies. She still is amazed each year when they bloom. She almost always sends me a photo of the first bloom from the daylilies she purchased at the CIDS auction. They are true beauties in the garden. After the auction, it is time to pay. We are in line to pay and she turns to me and asks to borrow some cash. Like, she needed

over \$400. Fortunately, for both of us, I came prepared because you never know when you will see a daylily you can't live without. Attached are photos of daylilies that Peggy purchased at the auction.

The summer meeting in 2015 was hot. It was at least 100 degrees on Saturday when we were touring gardens. Being farm girls, we came prepared with bandanas, i.e. red bandanas. We weren't out to make a fashion statement. Well, our red bandanas came in handy in the afternoon when we could pour ice water over them and tie them around our neck to keep cool. The gift plant given to all that registered was *Chasing the Dragon* by Phil Fass. It is a beautiful plant that reproduces




Chasing the Dragon (Fass, 2014)
Image credit to Peggy Rash-Daniels

so well that I have been able to share with others. I am looking forward to the Central Iowa Daylily Society hosting again in 2022. I wish them cooler weather than in 2015 and I'll be sure to come prepared for the auction.

Iowa Gardens of the Past: Lost and Historic Gardens of Iowa 1850-1980

review by Kathy Larson



“There’s something fascinating about vintage garden photos: they preserve fleeting moments of beauty, in gardens that long ago ceased to exist, created by gardeners long gone.”

Author Beth Cody from Kalona, Iowa realized that Iowa gardens are missing from American landscape history books. She began collecting photos, postcards, nursery catalogs, researching newspapers and magazine archives, and writing essays that became this book. Each page features fascinating illustrations of the desire to create a beautiful garden. From pioneer days through two world wars up to the '80s. Farmyards and small-town backyards, Terrace Hill and Bruce more.

Iowa gardeners were lucky to be guided by some great publications. Better Home and Gardens (first published in 1922), Wallace’s Farmer (gardening

columns started in the early '20's), and beloved garden writer Fleeta Brownell Woodruffe (Better Homes and Gardens writer and Garden Editor from 1929-1959, Des Moines Register garden columnist from 1940-1984). Beth’s book includes wonderful entries about them all.

Will this book be of interest to non-Iowa daylily growers? Do the names Fred McDowell, Helen Field Fischer, and Gretchen Harshbarger ring a bell? Their gardens are fully illustrated here. Do you remember the brilliantly colored Inter-State Nurseries, Henry Field, and Earl May catalogs? They and dozens more are in here. Beautiful, inspirational, and fun-I can’t recommend this book highly enough!

year before his death. (AHS)

ring the 1930s and '40s, Helen Field Fischer wrote articles for *BHG* and *American Home* magazine in addition to her *Kitchen-Klatter* column, and she and her daughter Gretchen collaborated on the popular *The Flower Family Album*, in which Fischer and Harshbarger illustrated 458 portraits of plants, vegetables and weeds, arranged in family groups. Many of Helen’s radio program listeners were as fanatic as Helen was about her favorite flower, the daylily. On July 13, 1926, hundreds of daylily enthusiasts gathered at the Midwest Flower Show in Shenandoah, Iowa, and after the war and held at Henry Field’s shows. There they founded the Midwest Hemerocallis Society (within a decade renamed the American Hemerocallis Society) to promote what was then a relatively unknown flower among gardeners.


He let his sister organize a daylily Test Garden on company property for the MHS (and began selling hemerocallis cultivars — not the old species lemon and orange lilies — by the late 1940s, see below). With his help, Fischer planted and kept records of dozens of new hemerocallis varieties. This activity occupied her for many years until her death in 1951. Henry Field Fischer’s house still stands, although the basement greenhouse has been enclosed into a regular house. The formal pool still remains in the yard; however, it has been filled in and now serves as a garden bed in front of the house that has replaced all of Mrs. Fischer’s beautiful flowers.

Henry Field Fischer Gold is still awarded annually by the MHS as the organization’s highest award for distinguished and meritorious service to the group on the national level.

1289 (right): The selection of daylilies offered by Henry Field in



LEFT TO RIGHT: Gretchen Harshbarger, president of the Midwest Hemerocallis Society, and sister of the first yearbook; her mother, Helen Field Fischer, who started the club that brought daylily lovers together at Shenandoah in July, 1926, and to whom the present volume is dedicated; Flora F. Ross, Madeline New York, in whose first yearbook was dedicated; Mary White, first president of the society, and editor of the 1948 yearbook.



Historic Gardens of Iowa 1850-1980 Beth Cody was published by Iowa Garden Press 2020. It is available for purchase through Amazon as well as through the Iowa Gardens website at <https://iowagardens.com/>.

Hybridizing Daylilies Tips & Tricks by Scott Keller


Image credit for all images in this article to Scott Keller

Preface

Hybridizing (crossing two daylily cultivars with the same ploidy) has been a summertime preoccupation of mine for the last ten years. The pleasure of waking each summer morning and being greeted with seedling blooms that I've created is a morning pleasure. Knowing that these blooms are unique, one-of-a-kind creations adds to the excitement and is a true joy.

While the hybridizing process is simple—placing one daylily bloom's pollen on another daylily bloom's pistil—it has been a journey on which I continue to grow. I am grateful to those who have mentored me (Dave Hansen, that's you). While each hybridizer over time comes upon what works for them, the following are thoughts and tips I have learned along the way. My hope in writing this article is to provide a 'long distance' mentoring opportunity for budding hybridizers wanting to further develop their skills.

First, while the process of hybridizing is simple, failure often occurs with flowers not pollinating and pods not developing. One of the biggest insights for the young hybridizer to understand the impact of weather stress.



In my garden (Zone 5b), most pods set when daytime high temperatures range between 70°F and 85°F. When temperatures reach the

mid-90s and above, pod setting is often near impossible. Exceptions do occur (anything can happen

with highly fertile pod parents), but success rates normally decline as daytime high temperatures rise. This can discourage new hybridizers causing them to think their best efforts are fruitless or that they are doing something wrong. However, it is common that during periods of high temperatures, almost no pods set. Conversely, during cooler temperatures, a higher percentage of pods do successfully form. As an illustration, over my garden's seven-week bloom period, pod set success rates average 20% to 25%. Typically, I pollinate 800 flowers and harvest 150 to 200 pods each summer.

Secondly, individual variety fertility also affects pollination success. Most daylilies have fertile pollen, but not all daylilies are pod fertile. Many doubles lack pistils, which are necessary for setting pods. Hybridizers that release new varieties often include fertility strengths in the description of their introductions. Phrases such as, 'fertile both ways', 'pod difficult' or 'fertility unknown' can be helpful information when choosing breeding plants. However, there are other indirect ways to get an indication of fertility. When having trouble with pod set on a specific variety, one resource I use is the American Daylily Society (ADS) daylily cultivar database to determine if others have been successful in creat-

ing crosses with a specific cultivar. To access this database click <https://www.daylilies.org/DaylilyD->

B/?advanced and scroll down to Parentage. Type a cultivar's name in the box and click SEARCH. If the cultivar is newly registered or not widely distributed, the search may come back with no results; but for older varieties in wide distribution, this can provide a wealth of fertility information. An example of low fertility is 'Brer Rabbit and the Briar Patch' (BRATBP). Year after year a fellow hybridizer unsuccessfully attempted to set pods on BRATBP. An advanced parentage search of BRATBP on the ADS database shows only two child cultivars. Low numbers of parentage search results can imply a variety has low fertility. When reviewing the listings, the first daylily in the cross is the pod parent while the second daylily is the pollen parent.


You will note in the example above, that BRATBP was only successfully used as pollen parent, with no seedling entries showing BRATBP as the pod parent. In contrast, a parentage search of 'Rock Solid' (RS) results in nearly 170 seedlings, indicating RS has excellent fertility both as a pod and pollen parent. If you are experiencing ongoing failures, a simple search of the ADS database may provide an answer.

A third tip to improve pollination success is always to have previous day dry pollen available. Periods when pollination rates are higher often follow overnight rain events that cool down morning and day-time temperatures. In general, early morning hours of 6:00 a.m. to 8:00 a.m. offer the best chance of success. However, overnight/early morning rains often ruin the current days pollen as it gets wet, no longer fluffs up, and cannot easily be spread. However, you can use pollen gathered the day before to take advantage of lower temperatures. Pod set success rates will increase as the flowers experience less stress. See the picture of five sets of anthers picked the day before and dried overnight for use the next day. If mornings are very humid and wet, current day pollen may not be available until late in the morning as wet conditions slow anther opening. Using previously gathered pollen allows a hybridizer to set pods early on nocturnal flowers that opened during the night. It is not clear to me how long dry pollen is viable out in the open. I normally don't store pollen this way beyond 3-4 days. For longer storage, I freeze pollen.



A fourth tip is to hybridize using stored, frozen pollen. This allows for crosses of individual varieties across different bloom seasons. Daylilies that bloom early in the season can be crossed with daylilies that bloom late season. It also allows crosses to be made on a day when one cultivar is open, and the other is not.

I have tried several different pollen storage methods, and (for me) the most successful is tubes stuffed with cotton (Figure 1). The cotton is there only to provide easy access to the pollen.



Once filled with cotton, rub pollen off the anther onto the cotton (Figure 2). Then place the cap on



the tube and store the pollen in the freezer until needed. When ready for use, take a tube out of the freezer, remove the lid, wait about 15 minutes for the pollen to warm up, and then apply the stored pollen on an open bloom (Figure 3). You can



carry multiple tubes with caps on in a pocket or apron as you make your way through the garden. Once filled and dabbed with pollen, the tubes should be marked with the variety name. Do not mark the tubes with a Sharpie as condensation on stored tubes in the freezer can cause the ink to rub off. Instead, place a thin strip of masking tape on the tube and write the name of the cultivar on the tape for future reference. After use, discard the

cotton from previous pollen storage, replace the masking tape and re-use the tube for your next stored cross. Some say pollen can be stored indefinitely, but I do not use pollen beyond one year of harvest. Place the tubes of stored pollen in a large freezer bag for ease of access. I use Uxcell 5ml Plastic Centrifuge Tubes with screw-on caps (you can find them online).

When pollination occurs, swelling is visible at the ovary (base of the flower) after a couple days. The flower falls off seven to ten days after pollination, leaving the seed pod to develop. At the time of pollination, I attach Polytree Plastic Waterproof Line Gardening Labels (1" x 1.5" or 2.5 x 3.6 cm) at the bloom base with the pod parent written first on top and pollen parent written on the bottom of the plastic label using a waterproof, black, extra fine DecoColor Opaque Paint Marker. These markers



are available at art supply stores or online. Other hybridizers use colored wires and other various methods to record pod and pollen cross information.

Occasionally, pods will abort. This is frustrating but a normal occurrence. Initially the ovary swells like it is forming a pod, but the pod dries up and falls off. This is no fault of the hybridizer and can result

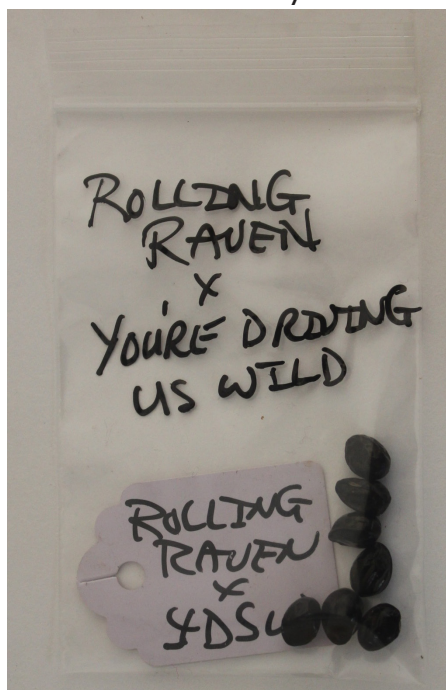


from heat/drought stress or other factors. Be sure the ploidy of the crossed cultivars match. Abortion of pods will always occur when the ploidies of the cultivars are different. For example, attempting to pollinate a tetraploid flower with diploid pollen will result in the failure to form a fully developed pod.

Ripening of mature pods occurs about six weeks after pollination. Harvest pods as soon as cracks become visible between the chambers of the pod. Waiting longer will often result in the pods opening and seed drop occurring (loss of harvest).



Shell seeds, keeping them together with the tag marked with their cross information. Dry them for a day or two indoors (you can use disposable plastic cups or other containers for this purpose). Then place each cross in a sealed, plastic zip-lock bag along with the plastic tag for identification and store them in the refrigerator crisp-drawer. Some hybridizers add a small square of paper towel to



absorb excess moisture. Cold storage 1) minimizes germination until planting and 2) provides the cold stratification period of at least three weeks required by some dormant daylily cultivars.

Not all seeds within the pod are viable, so check seeds when shelled and before refrigeration. A simple finger squeeze test will help identify soft, spongy seeds which should be discarded. These seeds will not germinate and will often mold, which can infect an entire batch of stored seeds. Re-check seeds periodically during storage to identify any mold development. If found, discard any moldy seeds in the bag, dip the remaining seeds in a solution of one-part bleach to nine parts water to disinfect them, dry the seeds, and return them to cold storage.

The following is a helpful tip to preserve pods set late in the season. This can be especially helpful in northern states where freezing temperatures risk destroying seeds before maturity. Before the first frost, cut the scapes, bring them indoors, and place them in water. This technique is only successful after the pod is fully formed (after about three to four weeks of growth). The pods will mature indoors. The seeds can be harvested after pods begin to open. This technique can also be useful if you are away from the garden for several days and want to prevent seed loss.



I want to thank Mary Baker for the time she spent editing this article. My hope is that it has provided useful information. Questions can be directed to me, Scott Keller, pkdaylily@gmail.com.

Winter Seed Starting by Mary Baker, Science and Education Liaison



Mary Baker
Image Credit: Sean Baker

After serving ten consecutive years as ADS Region One's Garden Judges Liaison, I am happy Phil Fass is our new ADS Region One Garden Judges Liaison effective January 1, 2021. Phil has innovative ideas and is doing a wonderful job. I remain a Garden Judge Instructor and will continue to instruct future Garden Judges Workshops in the Omaha metro.

I'm excited to serve as our region's Science and Education Liaison effective this year. Welcome to my new twice-yearly column, "Exploring Science," which will focus on scientific topics focusing on our northern daylily gardens. ADS Region One encompasses USDA hardiness zones 3 through 6 throughout the large geographic area of Iowa, Manitoba, Minnesota, Nebraska, North Dakota, and South Dakota. We're going to keep things simple, have fun along the way, and sometimes mix it up by interviewing knowledgeable folks from Region One so they can share their expertise.

Here is how I annually start daylily and companion plant seeds in our unfinished basement, which drops to temperatures in the 50s during winter. It's quite basic and easy, and we don't use heating cables or supplemental heat.

I built two simple seed-starting stations (if I can do this, anyone can). Each seed-starting station consists of three 48" hanging shop lights on S-hooks inserted in chains suspended from big hooks in the ceiling joists over two 24" wide ACF greenhouse benches. Using S-hooks and chains makes shop light height over the benches easily adjustable. Each suspended shop light accommodates two regular cool-white fluorescent tubes, and the shop lights are on 24/7. Each seed-starting station accommodates six 24" trays that each hold six deep six-pack liners from Jung Seeds.

After battling fungus gnats over the years while using peat-based seed-starting medium, I switched a few years ago to a roughly 50% coir/50% perlite mix. That reduced the number of fungus gnats to almost none. There is also an oscillating fan at each seed-starting station to increase air circulation, and the fans are on 24/7. Coir retains water more than peat-based seed-starting mediums, so instead of watering twice weekly I now water only once per week. When germination begins, I add Schultz 10-15-10 fertilizer into the water at the recommended rate (7 drops per quart of water) because coir has



Mary Baker's seedling starting table.
Image Credit: Mary Baker



Coir-perlite mixture (one brick coir, one gallon water, one 8-quart bag perlite)
Each batch fills three 24" trays; repeat until all trays are full

no nutrients. Once the daylily seedlings are planted in my garden, I no longer fertilize them.

Each coir/perlite batch requires four five-gallon buckets, one coir brick (my source is Gardener's Supply), one gallon warm water, and one eight-quart bag perlite (from a big-box store). In the first bucket, put a brick of coir. I get my coir bricks from Gardener's Supply. Here are the steps:

1. Unwrap plastic from coir brick.
2. Place coir brick in an empty five-gallon bucket.
3. Pour one gallon warm water atop the coir brick in the bucket.
4. Let sit for a few minutes.
5. Thoroughly mix the coir into the water with your hands.
6. Place 1/4 of the coir/water mix into each of the other three empty buckets, so now you have 1/4 of the mixture in each of the four five-gallon buck-

ets.

7. Open an eight quart bag of perlite.
8. Pour 1/4 of the perlite into each of the four five-gallon buckets.
9. Mix well with your hands.
10. Dump three of the buckets into one of the buckets, so you have one almost full five-gallon bucket of coir/perlite mix.
11. Use an empty cup to distribute the mix into your planting containers.
12. Each of these batches fills three 24" trays, and each 24" tray holds six deep six-pack liners.


Enjoy a wonderful spring and summer! -Mary Baker

Daylily Society of Minnesota 2021 Update by Dory Lidinsky

The board of the DSM held its first virtual board meeting in November 2020. It was a proud day for our group and we had 100% attendance! In addition, we opted for a virtual March Semi-Annual Meeting/ Speaker event. Using Zoom we hosted Michael Georges, a retired organic chemistry professor from the University of Toronto. He has a 10 acre property outside the city of Guelph, which is located approximately 30 miles west of Toronto. We had approximately 20 participants on the Zoom meeting. Mike Grossman, Kathleen Nordstrom, and Karol Emmerich presented the latest on their hybridizing efforts and upcoming introductions. It was a lovely afternoon immersed in daylily information while seated comfortably in our homes (while it snowed outside!).

For our garden tour this year we are planning an open garden event during the week-end of July 24-25. Interested gardeners will open up their gardens to visitors for designated hours. Visitors will drive themselves to the gardens they wish to visit.

Our Off Scape Show is tentatively scheduled for August 1st at the Minnesota Arboretum and finally we will finish off the summer with our annual Banquet and Auction on Sunday August 15th. With a new daylily season ahead of us and decreased risk from the pandemic we are excited as a club to gradually re-start our usual activities and most important of all see each other again.



Newbie Corner

I may have the skills to put together a newsletter, but I'm still new to this daylily world. I'm including a newbie corner for people like me who are still learning daylily terminology.

Foliage

As a new daylily aficionado, I didn't know what the foliage terms meant. When you peruse the American Daylily Society's database of plants, you see plants marked as having dormant, semi-evergreen, and evergreen foliage. So what does that mean?

Simplified, dormancy is where all of the growth

above ground dies back when the weather turns cold preserving the roots for warmer weather. Semi-evergreen daylilies die back mostly to the ground. There may be some greenage left above the crown, but most of the foliage dies off. Evergreen daylilies tend to keep greenage above ground year round. They may grow during warm spells in the winter.

For region 1, there are many hardy varieties that grow well. Most of those will be dormant or semi-evergreen foliage to survive our winters.

-Love, Sabrina

ADS/AHS Region One Director's Election Ballot

Cast your Vote!

It is time for ADS Region One members to elect a Director to serve a three-year term beginning January 1, 2022. First-term incumbent Region One Director Kris Henning chose not to serve a second three-year term.

Per ADS Region One by-laws, Directors and RPs must be elected by mail ballots. Because the 2021 ADS Region One Meeting is canceled, RP Val Hoefler will announce the election results in the Fall/Winter 2021 issue of the ADS Region One Daylily Pioneer newsletter.

Nominating Committee members are:

- Mary Baker (Nebraska), Chair and Tabulator
- Kathy Lamb (Minnesota)
- Kathy Larson (Iowa)

To be eligible to vote, you must be an ADS member in good standing. All ballots must be mailed to Mary Baker, Tabulator, 7114 S 49th St, Omaha NE 68157-2273. Ballots must be postmarked on or before June 30, 2021.

AMERICAN DAYLILY SOCIETY REGION ONE Election Ballot for
REGION ONE DIRECTOR

For the three-year term January 1, 2022 to December 31, 2024

Vote for one. Mark your ballot with an 'X.' Ballot must be mailed and postmarked on or before June 30, 2021.

AHS Member 1

AHS Member 2

Candidate

Steve Horan (Nominee)

(Write-in candidate)

Signature of ADS Region One member 1

Date signed

Print name of ADS Region One member 1

Signature of ADS Region One member 2

Date signed

Print name of ADS Region One member 2

Mail Ballot to: Mary Baker, Tabulator, 7114 S 49th St, Omaha NE 68157-2273

Pop Poll Ballot

Welcome to the popularity poll!


Please vote for your favorite blooms. Mark to the left of the names of the 10 blooms you love the most. Don't recognise a name? Look up the bloom on the daylilies.org database. If you haven't used it, you're in for a treat. It's a wonderful tool!

Name: _____ Address: _____

Club Name: _____

Please mail to: Steve Horan, 3674 Commonwealth Draw, Woodbury, MN 55125

- | | | |
|---|---|---|
| <input type="checkbox"/> A to Zebedee | <input type="checkbox"/> Grandma's Lipstick | <input type="checkbox"/> Omaha Sunshine |
| <input type="checkbox"/> Aaron Brown | <input type="checkbox"/> Green Icon | <input type="checkbox"/> One Hot Mama |
| <input type="checkbox"/> Aliens in the Garden | <input type="checkbox"/> Green Volcano | <input type="checkbox"/> Orange Clown |
| <input type="checkbox"/> All American Chief | <input type="checkbox"/> Greywoods Scooby Dude | <input type="checkbox"/> Oy Vey |
| <input type="checkbox"/> All Things to All Men | <input type="checkbox"/> Heavenly United We Stand | <input type="checkbox"/> Painted Floozy |
| <input type="checkbox"/> Alpha and Omega | <input type="checkbox"/> Hiding Place | <input type="checkbox"/> Panic in Detroit |
| <input type="checkbox"/> Ambrosia Rows | <input type="checkbox"/> Hope Hunt | <input type="checkbox"/> Pinewood Lily Pad |
| <input type="checkbox"/> Bela Lugosi | <input type="checkbox"/> Humungousaur | <input type="checkbox"/> Pixie Chick |
| <input type="checkbox"/> Black Panther | <input type="checkbox"/> I Lava You | <input type="checkbox"/> Polar Vortex |
| <input type="checkbox"/> Black Velvet Baby | <input type="checkbox"/> I Saw Her Standing There | <input type="checkbox"/> Quasar Cutie |
| <input type="checkbox"/> Blackberry Dragon | <input type="checkbox"/> Ida Mae Norris | <input type="checkbox"/> Ravishing Rita |
| <input type="checkbox"/> Blood, Sweat and Tears | <input type="checkbox"/> Intelligent Design | <input type="checkbox"/> Riot Act |
| <input type="checkbox"/> Blown Away | <input type="checkbox"/> Jack Frost and the Hooded Crow | <input type="checkbox"/> Rose F. Kennedy |
| <input type="checkbox"/> Blufftop Volunteer | <input type="checkbox"/> Jerry Hyatt | <input type="checkbox"/> Rosemary Mussar |
| <input type="checkbox"/> Breathing in Snowflakes | <input type="checkbox"/> Kaitlin Eileen | <input type="checkbox"/> Ruby Spider |
| <input type="checkbox"/> Broadway Last Mohican | <input type="checkbox"/> Kathy Larson | <input type="checkbox"/> Scandinavia |
| <input type="checkbox"/> Broken Chains | <input type="checkbox"/> Kenora Wildfire | <input type="checkbox"/> Screamicicle |
| <input type="checkbox"/> Bruce the Remarkable | <input type="checkbox"/> Kingdom Bound | <input type="checkbox"/> Search for Green Pastures |
| <input type="checkbox"/> Bryce Farnsworth | <input type="checkbox"/> Lindas Big Red Tower | <input type="checkbox"/> Shattered Glass |
| <input type="checkbox"/> Clown Parade | <input type="checkbox"/> Lovely Miss Laucius | <input type="checkbox"/> Soli Deo Gloria |
| <input type="checkbox"/> Cynthia's Grace | <input type="checkbox"/> Loverboy | <input type="checkbox"/> Song of Deliverance |
| <input type="checkbox"/> Dangling Participle | <input type="checkbox"/> Luscious Kiss | <input type="checkbox"/> Spacecoast Christmas Stockings |
| <input type="checkbox"/> Daughter of the King | <input type="checkbox"/> Lydia's Regal Robe | <input type="checkbox"/> Stella's Ruffled Fingers |
| <input type="checkbox"/> Deep Waters | <input type="checkbox"/> Mabou | <input type="checkbox"/> Sweetest Name I Know |
| <input type="checkbox"/> Dragon Nation | <input type="checkbox"/> Magnify the Lord | <input type="checkbox"/> Telperion |
| <input type="checkbox"/> Eddie B.'s Love | <input type="checkbox"/> Mango Punch | <input type="checkbox"/> Thundercat |
| <input type="checkbox"/> Elephant in the Room | <input type="checkbox"/> Mayor of Munchkinland | <input type="checkbox"/> Timbercreek Ace |
| <input type="checkbox"/> Elsie Stelter | <input type="checkbox"/> Minnesota Sunshine | <input type="checkbox"/> True Blue Scott |
| <input type="checkbox"/> Explosion in the Paint Factory | <input type="checkbox"/> Molly's Favorite | <input type="checkbox"/> Vicky's Radiance |
| <input type="checkbox"/> Faber Sabre | <input type="checkbox"/> Mount Ararat | <input type="checkbox"/> Walt Lowry |
| <input type="checkbox"/> Faith that Moves Mountains | <input type="checkbox"/> Mountain Orchid | <input type="checkbox"/> Webster's Pink Wonder |
| <input type="checkbox"/> Forever Redeemed | <input type="checkbox"/> Mountain Radiation | <input type="checkbox"/> Wishing on a Star |
| <input type="checkbox"/> Galileo | <input type="checkbox"/> My Heart Belongs to Daddy | |
| <input type="checkbox"/> Gift of Life | <input type="checkbox"/> No Ordinary Child | |



**75th Annual
ADS National Convention
May 20-22, 2021
Hattiesburg, MS.**

Hosted by the **Hattiesburg and Ms. Gulf Coast Daylily Societies**
 Convention website: <https://ahs2021national.com>
 Visit our website for important details and the latest convention updates!

Registration includes 2 days of garden tours, 1 restaurant lunch buffet, 1 box lunch, 2 sit-down dinners, and 2 cultivars.

Registration Form

Print names as you wish them to appear on name badges. Indicate youth reservations with a "Y" after the name. Put additional names on back.

NAME: _____
 NAME: _____
 ADDRESS: _____
 CITY: _____ STATE: _____
 ZIP: _____ REGION: _____ PHONE: _____
 EMAIL: _____

Is email confirmation acceptable to you? YES: _____ NO: _____
 Do you wish to have your contact info on the attendee list? Y__N__
 Do you have any special needs (food, accessibility, bus, etc.)? Provide name and details (use back for additional space if needed).

Are you an ADS or Regional Officer? Provide name and office: _____

Companion dinners are available Fri/Sat nights at **\$40 each**. (Specify days below.) Companion name: _____

Judges Clinics and Workshops. (Do not send fees now) Indicate name(s):

Ex. J. Clinic I: _____

Ex. J. Clinic II: _____

Ex. J. Clinic III: _____

Garden Judge Workshop 1: _____

Garden Judge Workshop 2: _____

Optional T-Shirts 2021 Diamond Dusted Daylilies in the South t-shirts (see our website for description). Pick up shirts at Registration desk.

\$20 each

Sized: Men's or Women's—S, M, L, XL, 2XL, 3XL.

Women's size: _____ Color: _____

Men's size: _____ Color: _____

Optional bus to Beau Rivage: (Read more about the tour on our website)

9:00 am-3:00 PM Name(s): _____

Number Attending:

____ Registration Fee @ \$285 postmarked by 4/15 \$ _____

____ Late registration fee @ \$335 postmarked 4/16-5/1 \$ _____

____ Youth registration @ \$225 postmarked by 4/15 \$ _____

____ Optional Beau Rivage trip \$ _____

____ Optional Convention T-shirts @\$20 each \$ _____

____ Optional Thursday Dinner preauction @ \$40 each \$ _____

____ Companion dinner(s) @ \$40 each meal \$ _____

Specify # Friday _____ # Saturday _____

Total amount due: \$ _____

Registration Limited to 450!

Final Deadline is May 1, 2021!

CONVENTION CO-CHAIRS

Debbie Smith, 251-490-2273

debdahlsmith@hughes.net

Chuck Holcomb, 601-307-5530

Chuck.holcomb@comcast.net

HOTEL INFORMATION

Residence Inn \$109

116 Grand Dr., Hattiesburg, Ms. 39401

601-264-9202

Courtyard by Marriott \$109

119 Grand Dr., Hattiesburg, Ms. 39401

601-268-3050

La Quinta Inn \$82

109 Lundy Ln., Hattiesburg, Ms. 39401

769-223-6000

REGISTRATION INFO

Send USD check or M.O. payable to 2021 ADS

NATIONAL CONVENTION

Mail to: Linda Holcomb, Registrar,

904 Adeline St., Hattiesburg, MS. 39401,

lindaholcomb@comcast.net, 601-434-0341

(Register online to pay with credit card)

CANCELLATIONS

Received by 4/1 full refund; from 4/2 to 5/1 50% refund; after 5/1 no refund. You may swap your seat if you can't attend; you must notify Registrar ASAP.

OPTIONAL THURSDAY TOUR

Beau Rivage

OPTIONAL THURSDAY DINNER

Lake Terrace Convention Center 6:30 pm

followed by a Live Plant Auction

\$40 per person

Please see our website for the most up to date information in these changing times

